



Introduction to the KPS & 2023 Key Findings

February 28th, 2024

Land Acknowledgement





Kindergarten Parent Survey (KPS)

About the Survey



Designed by Halton researchers & conducted every 3 years.

Our Kids Network works in partnership with both school boards and Halton Region Children's Services to collect and distribute the results.

Complements the EDI to provide a fulsome picture of how kindergarten children and their families are doing.

7 cycles (2003 – 2023)

2,497 families participated in the survey in 2023

17,214 families have participated since 2003




Goals for today's session

- Raise awareness of key findings from the KPS
 - Parenting experiences and capacity
 - Neighbourhood cohesion
 - Children's physical activity
 - Children's participation in early childhood education and community settings
- Provide a space for discussion around the data and key findings



The KPS Framed with the Halton 7



Children are Healthy

- Daily breakfast
- Physical activity levels



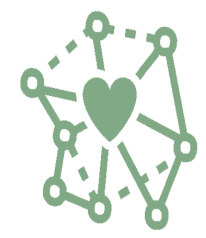
Children are Learning

- Participation in children's programs
- School engagement



Families are Strong and Stable

- Parents' comfort asking for advice
- Parents' perception of social support
- Eating meals together as a family



Children are Positively Connected

- Getting along with peers



Children are Safe

- Serious injury
- Feeling safe at school




Schools are Connected to the Community

- Friendly and welcoming schools



Neighbourhoods are where we live, work and play

- Neighbourhood safety
- Neighbourhood cohesion



<https://okndataportal.ca/>



The 2023 KPS Survey Sample

Exploring the characteristics of the sample of respondents

The 2023 KPS sample provides a comprehensive snapshot of Sr Kindergarten children in Halton and their families.

The 2023 KPS sample closely mirrors the 2015 and 2018 samples, which facilitates reliable year-to-year comparisons.

The sample had good geographic coverage of families across Halton.

There was increased participation among newcomers and caregivers who were born outside Canada.





Context of 2023 Kindergarten Parent Survey – Covid 19

Social, emotional and educational impacts of the pandemic due to prolonged isolation, loss of services and resources that support early child development, school and childcare closures, and diminished mental health among parents/caregivers.





Parenting Experiences

What is parents' capacity and level of social support?

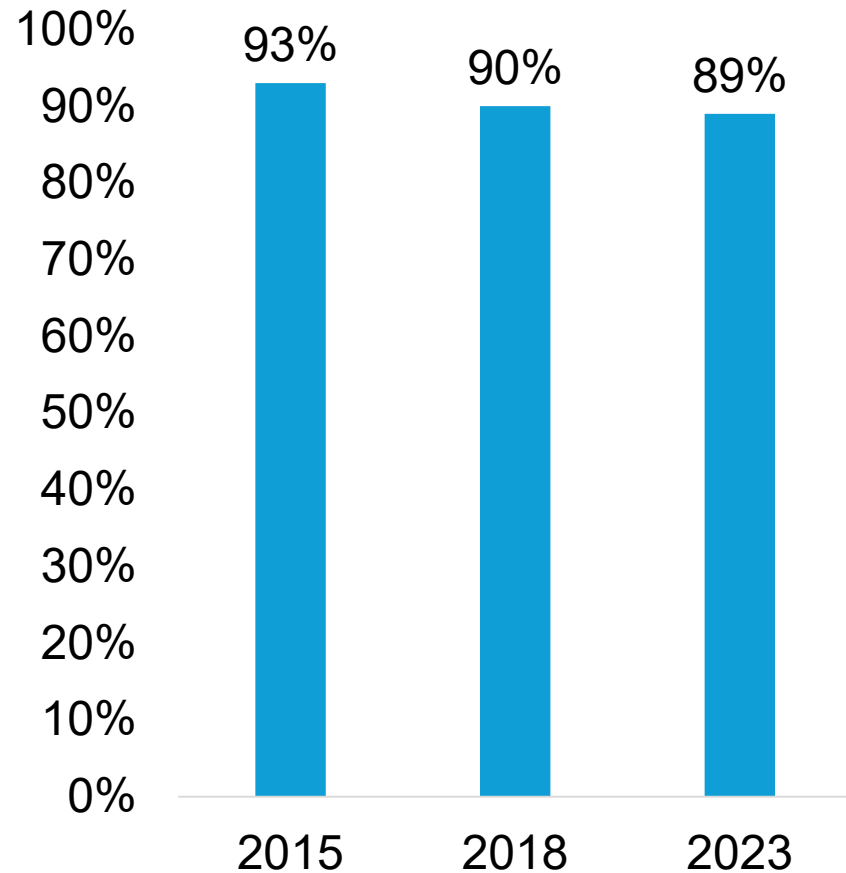
Social support is a psychological resource that buffers against poor psychological health and promotes positive behaviours.

Research suggests that when parents feel supported by their social networks, they're more likely to engage in positive parenting practices, such as warmth, monitoring and supportiveness, even when experiencing adversity or challenges.

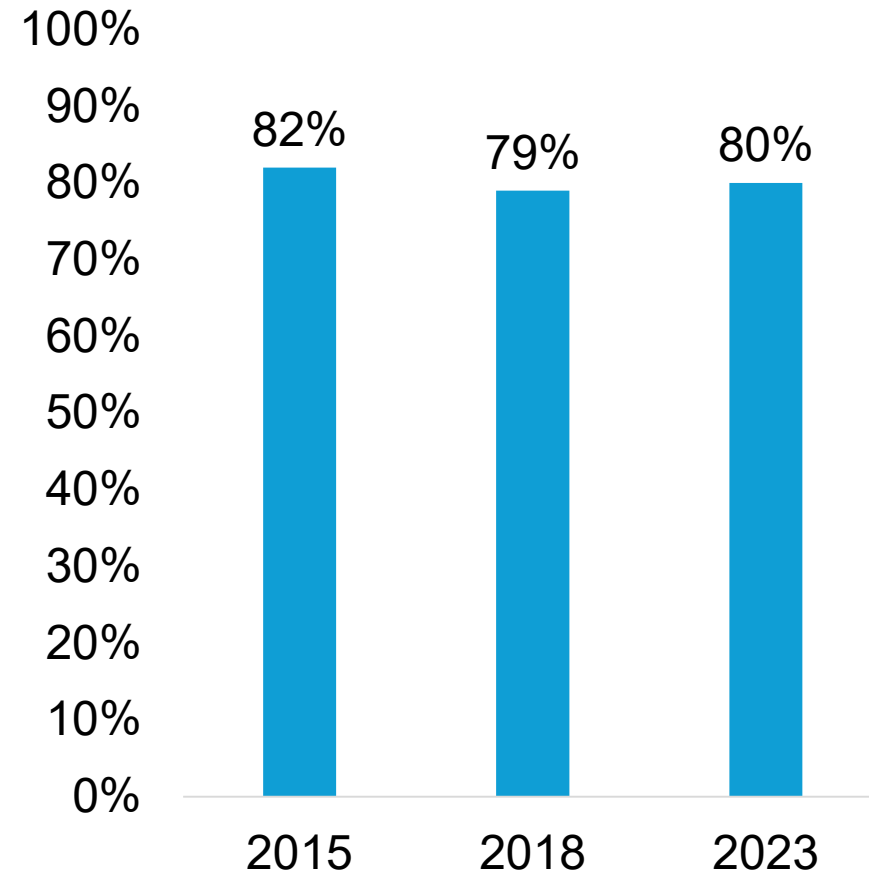
Sources: Taylor et al., 2015; Nunes et al., 2020



Parenting Capacity



Percentage of caregivers reporting that they feel comfortable asking for advice about parenting


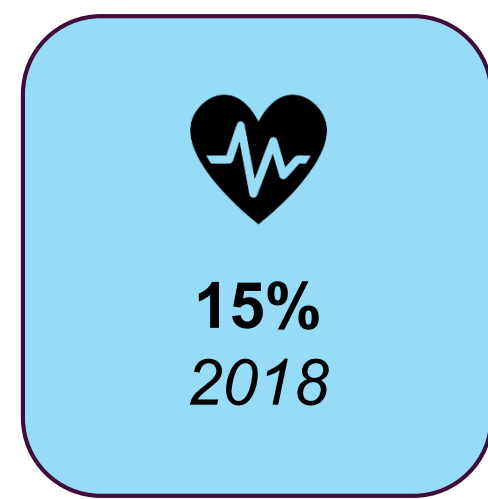
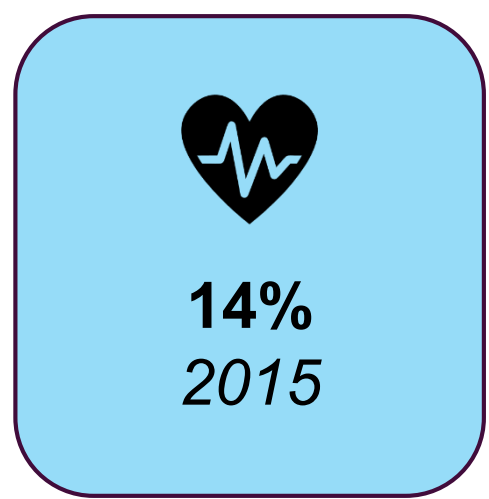


Percentage of caregivers reporting that they feel close to other parents with children the same age



Parenting Capacity

Percentage of caregivers who report that they feel very or extremely stressed often or very often, 5 days a week or more.





Positive Neighbourhood Cohesion

How do families feel about their neighbourhoods?

As they develop, children are influenced not only by their families, but also by their neighbourhoods and schools.

Neighbourhoods matter because they influence access to important conditions and resources for healthy child development such as quality schools, safe playgrounds, availability of healthy food, adequate income and good jobs.

Neighbourhoods also play an important role in social connection, which is vital to our health and wellbeing. People who live in socially connected neighbourhoods report better physical health, mental health, and wellbeing.

Sources: Sones, 2022; Acevedo-Garcia & Clemens Noelke, 2020

Positive Neighbourhood Cohesion

How do families feel about their neighbourhoods?

Percentage of parents or caregivers of senior kindergarten children who, on average, report positive neighbourhood cohesion in a composite measure based on the following questions:

1. People in the neighbourhood get together to discuss community problems.
2. There are adults in the neighbourhood my child(ren) can look up to.
3. People in my neighbourhood help each other.
4. I can count on my neighbours to watch that children are safe and out of trouble.
5. I feel my neighbourhood is a safe place to bring up children.
6. When we are away, my neighbours look out for possible trouble.

Positive Neighbourhood Cohesion

How do families feel about their neighbourhoods?

For each item, participants could respond with:

- Strongly disagree, Disagree, Agree, or Strongly Agree

Each option was rated on a scale of 1 to 4. For example, “Strongly disagree” received a 1 and “Strongly agree” received a 4.

If a participant’s average score was 3 or higher, they were classified as having positive neighbourhood cohesion.

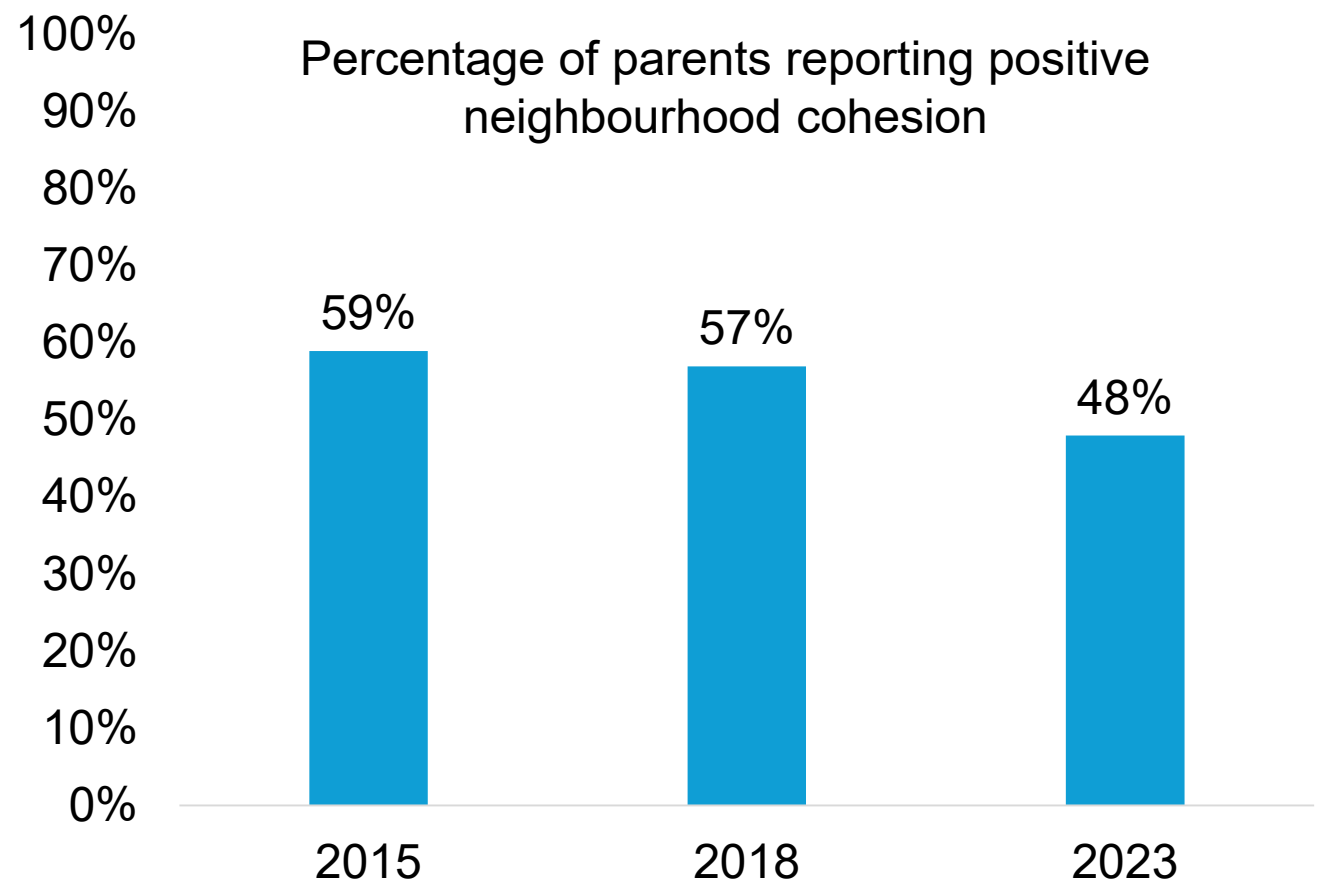
These participants were in agreement with the composite items, on average.

A composite measure like Positive Neighbourhood Cohesion can provide a more balanced, nuanced picture of how survey participants perceive their neighbourhood.



Positive Neighbourhood Cohesion

How do families feel about their neighbourhoods?



People in the neighbourhood get together to discuss community problems.

There are adults in the neighbourhood my child(ren) can look up to.

People in my neighbourhood help each other.

I can count on my neighbours to watch that children are safe and out of trouble.

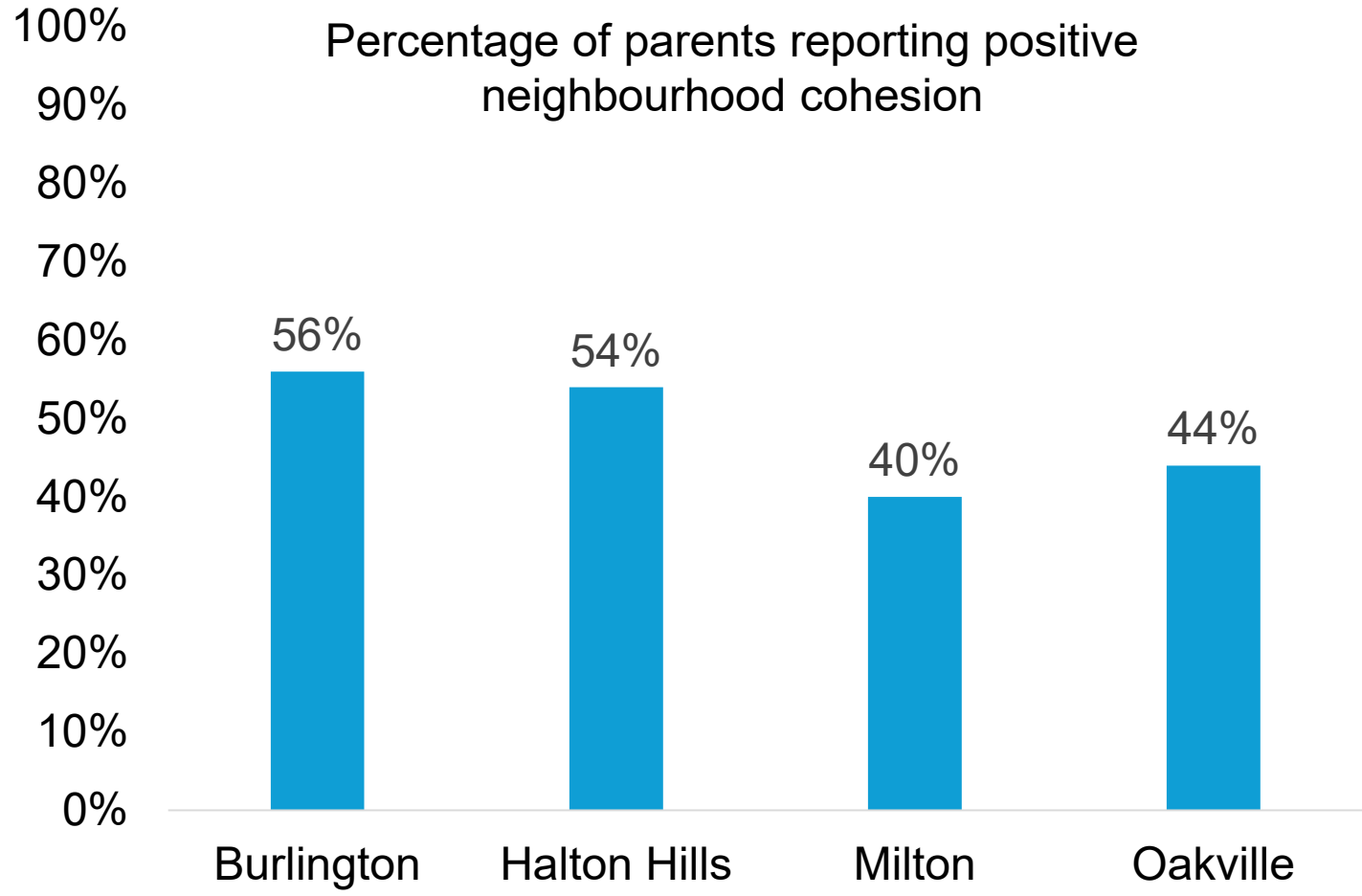
I feel my neighbourhood is a safe place to bring up children.

When we are away, my neighbours look out for possible trouble.



Positive Neighbourhood Cohesion

How do families feel about their neighbourhoods?



People in the neighbourhood get together to discuss community problems.

There are adults in the neighbourhood my child(ren) can look up to.

People in my neighbourhood help each other.

I can count on my neighbours to watch that children are safe and out of trouble.

I feel my neighbourhood is a safe place to bring up children.

When we are away, my neighbours look out for possible trouble.



Reflecting on the data

Discussion Prompts

- What has surprised you most about the data so far?
- What are you most curious about?
- Is there anything you'd like to learn more about?
- How do you think you can use this data?
- How do these findings align with your observations in the community?

Children's Physical Activity Levels

Regular physical activity fosters growth and development. Early childhood is a critical time to establish movement skills.

Regular physical activity is vital for healthy growth and development, including bone and cardiovascular health.

Unstructured, free play outdoor activity promotes motor development, cognitive learning, and socio-emotional skills such as self regulation.




Sources: Tremblay et al., 2015; Harvard T.H. Chan School of Public Health, 2022



Physical activity

How physically active are senior kindergarten children?

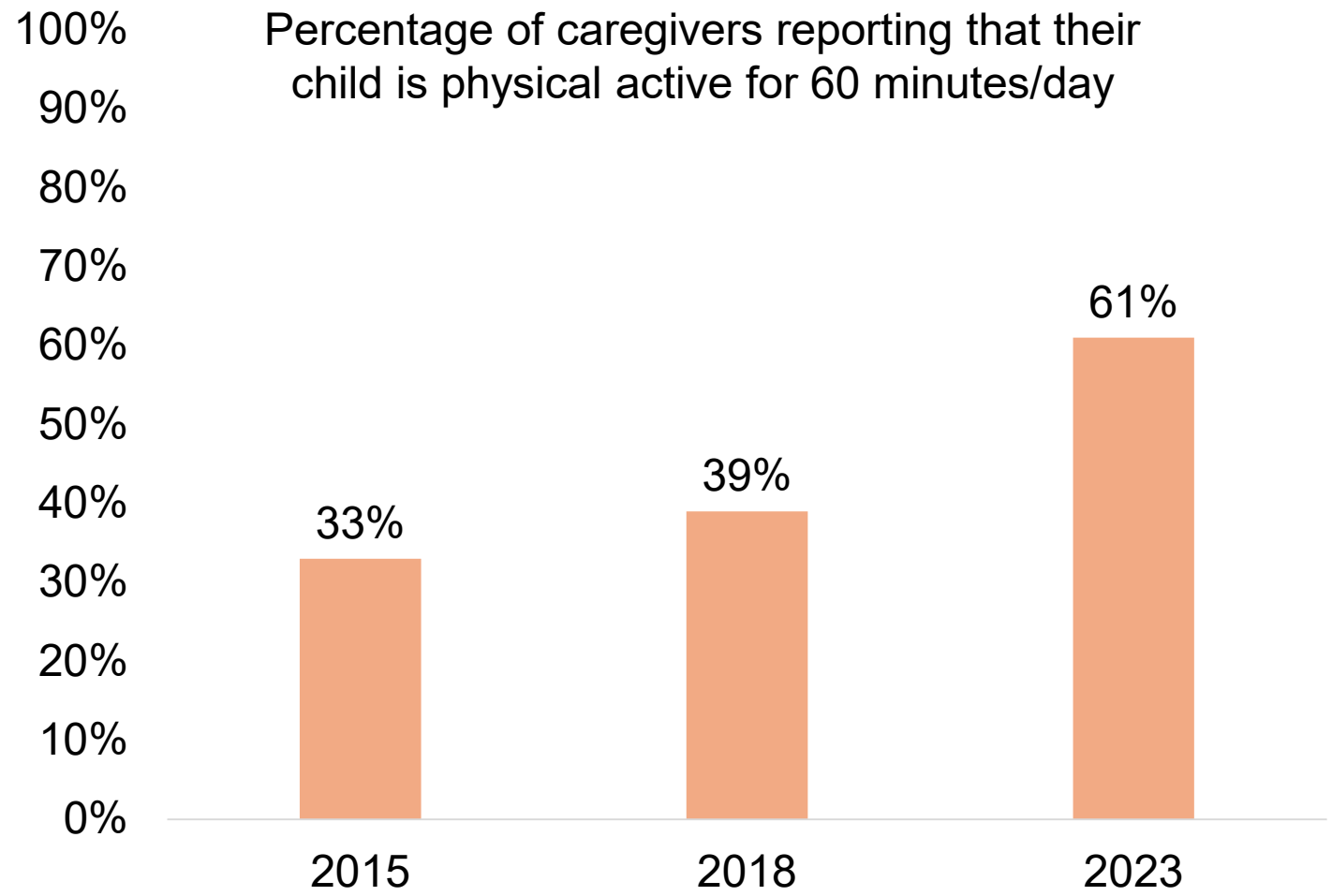
Percentage of caregivers who report that their child is physically active for 60 minutes per day.





Physical Activity

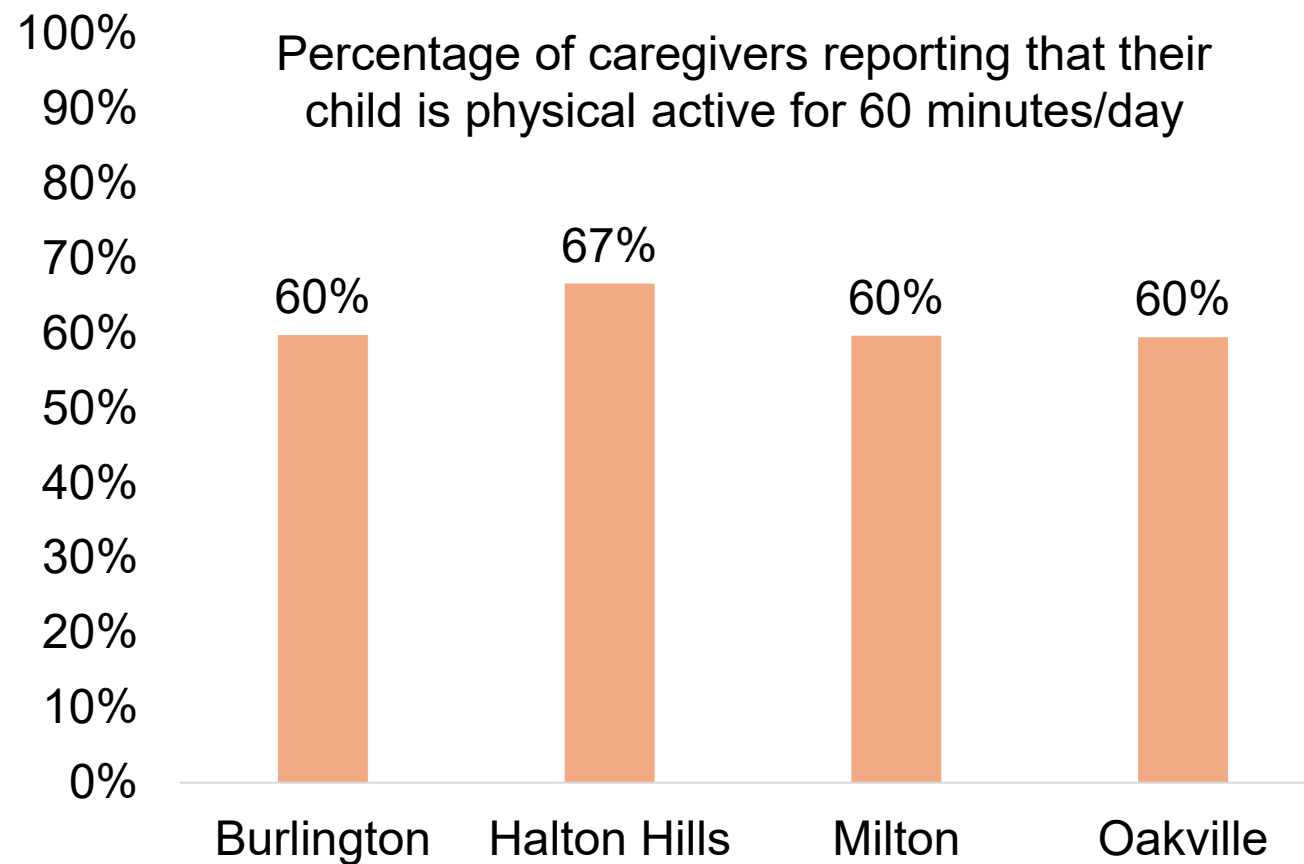
Year over year comparisons





Physical Activity

Differences by Municipality



Childhood Community Experiences

Children's brains are influenced by both their genes and their environment. Childhood education and care settings play an important role in early child development.

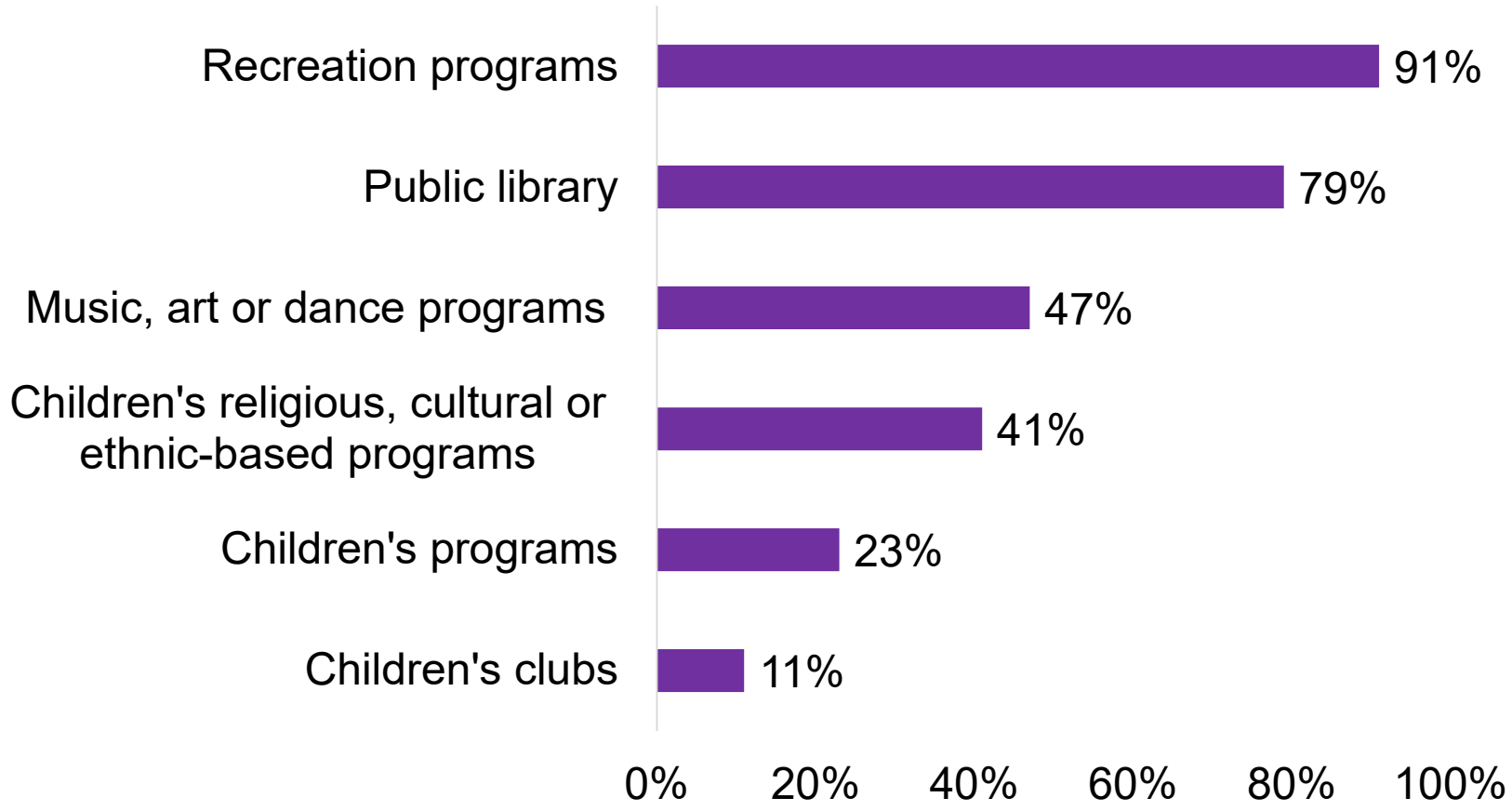
Research shows that children who participate in quality preschool programs are more likely to arrive at school equipped with the social, cognitive and emotional skills they need for learning.

Through interactions with peers, children develop important interpersonal qualities such as empathy and cooperation.

Sources: NSW Government, 2023

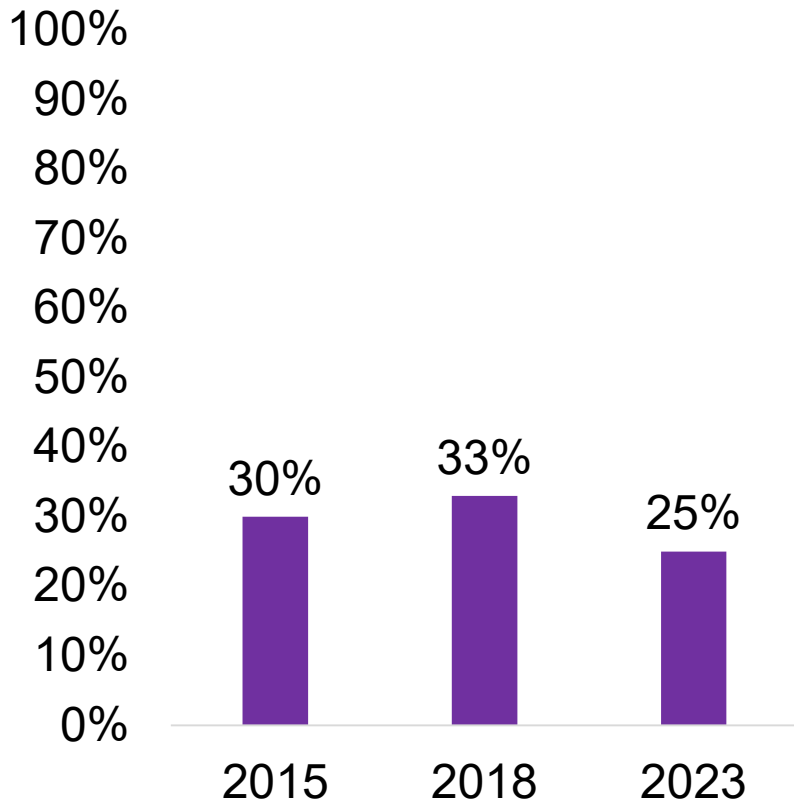


Children's participation in community experiences

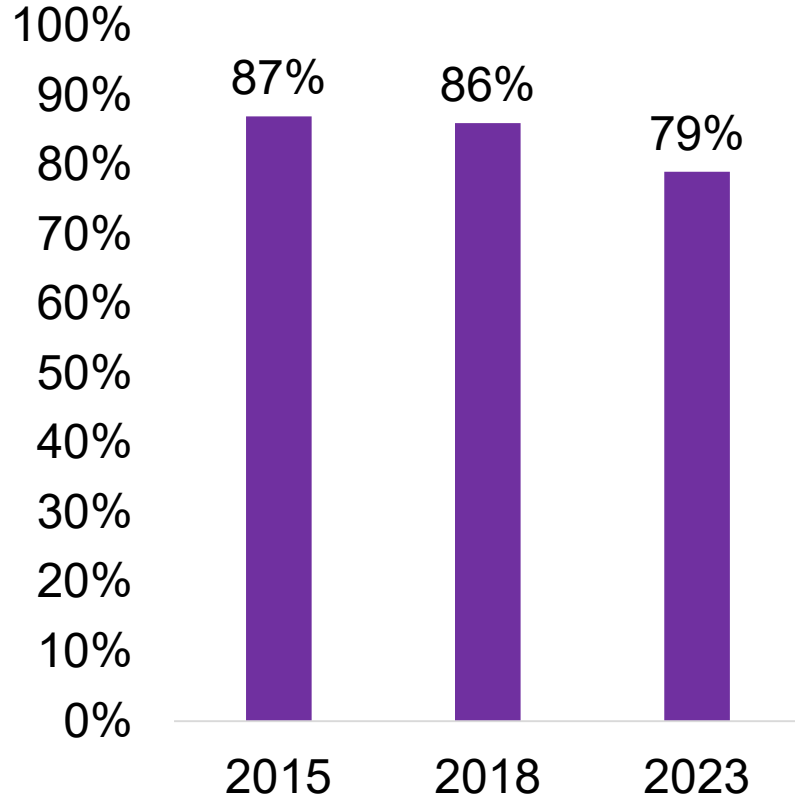




Children's participation in community experiences



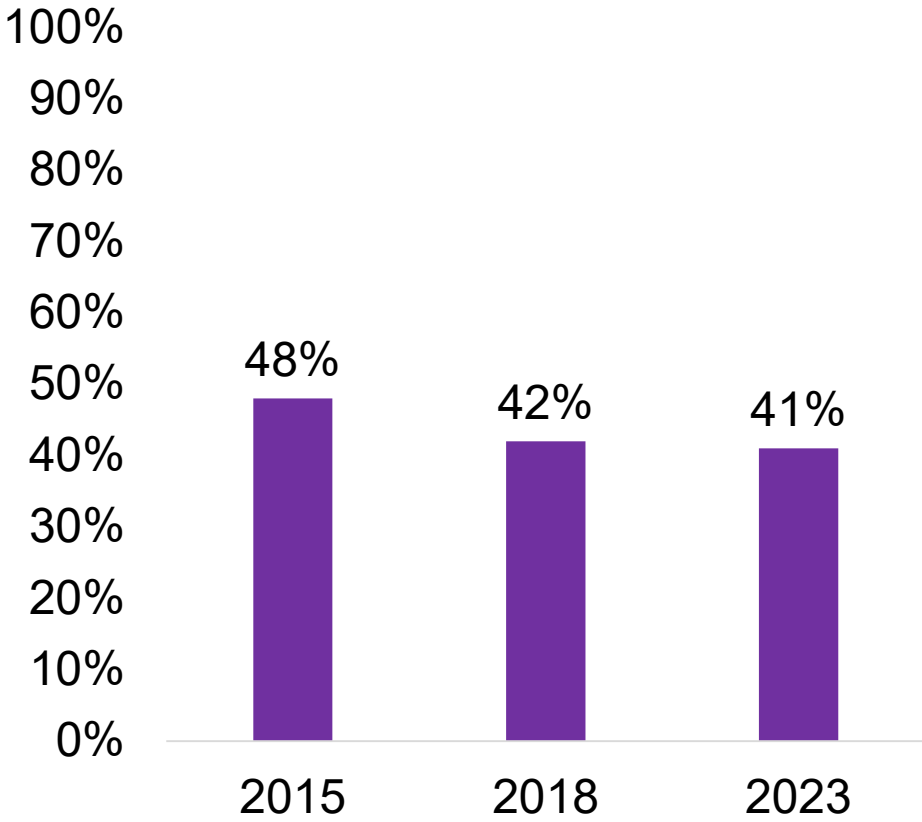
Participation in Children's Programs (e.g., drop-ins, EarlyON Child & Family Centres, Family Resource Centres)



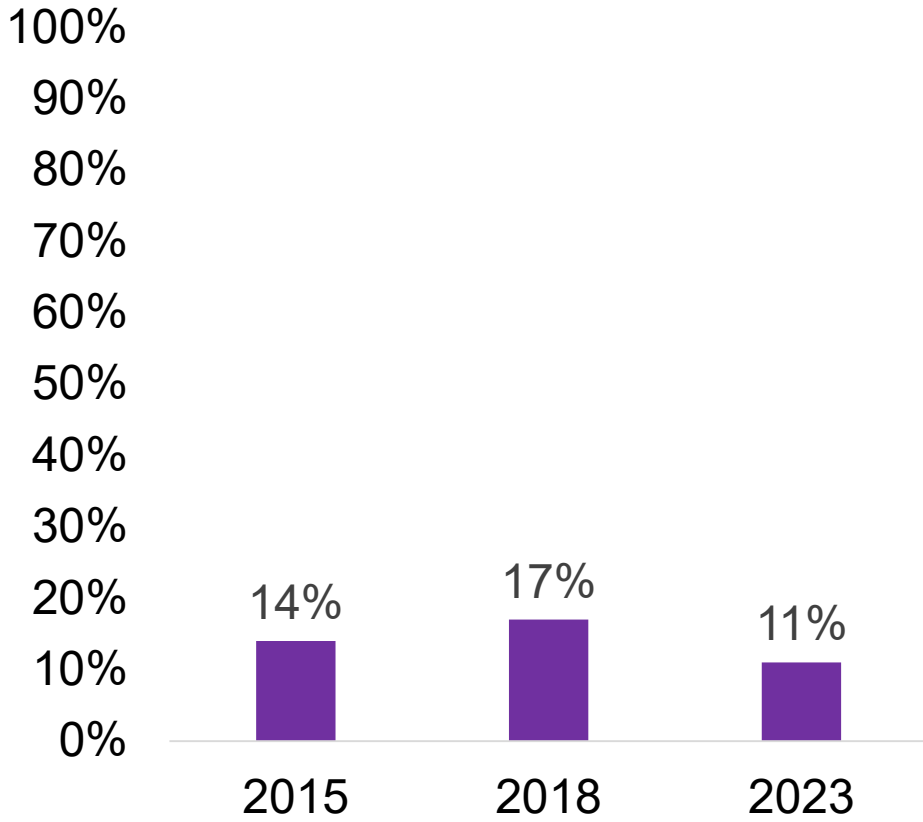
Visited a public library



Children's participation in Community experiences



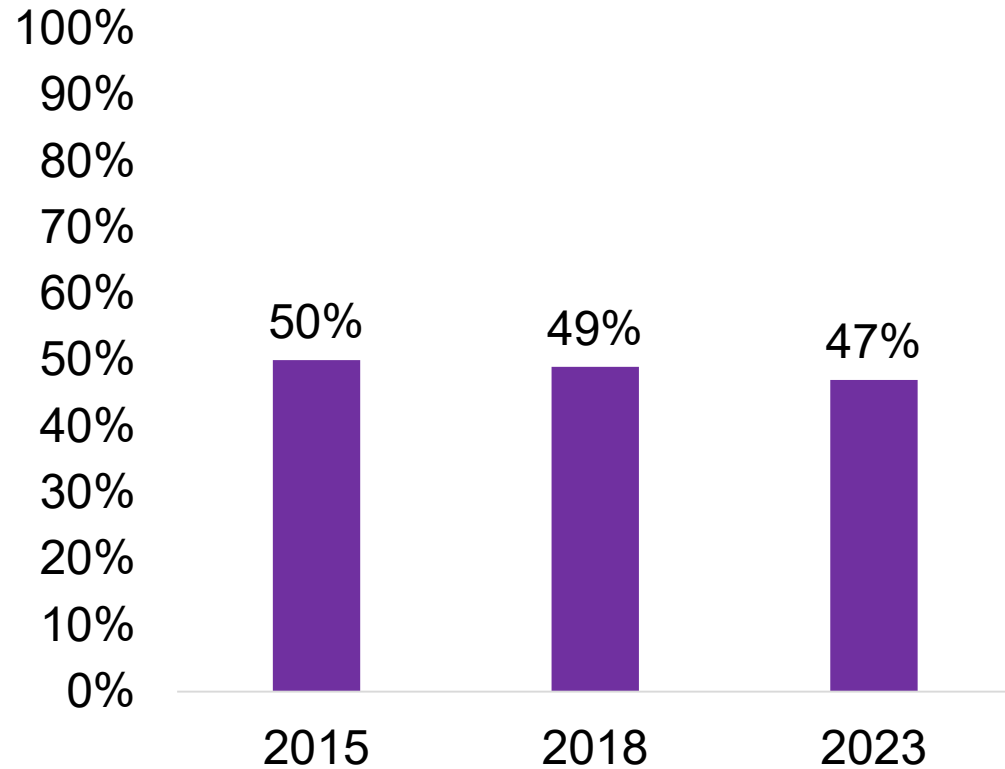
Children's religious, cultural or ethnic based programs



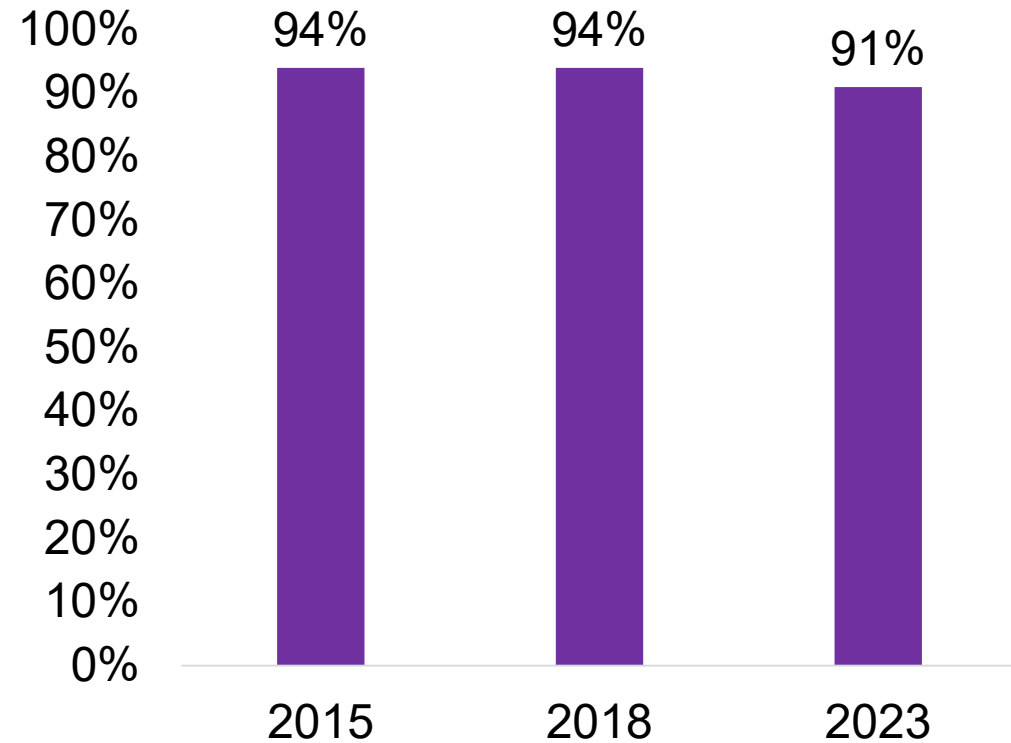
Children's clubs (Beavers, Sparks, Boys & Girls Clubs)



Children's participation in Community Experiences



Music, art or dance programs (music lessons, ballet, art classes, etc.)



Recreation programs (sports, swimming, skating, etc.)

Reflecting on the data

Discussion Prompts

- What has surprised you most about the data so far?
- What are you most curious about?
- Is there anything you'd like to learn more about?
- How do you think you can use this data?
- How do these findings align with your observations in the community?





Please contact me if you have any follow-up questions about the KPS!

Rebecca@ourkidsnetwork.ca



Sources

Acevedo-Garcia, D., & Clemens Noelke, N.M. (2020). The geography of child opportunity: Why neighborhoods matter for equity. Findings from the Child Opportunity Index 2.0. diversitydatakids.org

Harvard T.H. Chan School of Public Health. Get the Facts: Physical Activity is Key for Young Kids' Health (Ages 3 through 5). Prevention Research Center on Nutrition and Physical Activity Team at the Harvard T.H. Chan School of Public Health, Boston, MA; May 2022.

NSW Government. (2023). Benefits for early childhood education. <https://education.nsw.gov.au/early-childhood-education/information-for-parents-and-carers/every-child-benefits.html#:~:text=Benefits%20of%20early%20childhood%20education%201%20Helping%20brain,routines%20...%206%20Supporting%20transition%20to%20school%20>

Nunes, C., Martins, C., Ayala-Nunes, L, Matos, F., Costa, E., & Gonçalves, A. (2020). Parents' perceived social support and children's psychological adjustment. *Journal of Social Work*. <https://doi.org/10.1177/1468017320911614>

Sones, M. (2022). Evidence backgrounder: How does social connectedness between neighbours support health and wellbeing? Hey Neighbour! Collective.

Taylor, Z.E., Conger, R.D., Robins, R.W., & Widaman, K.F. (2015). Parenting practices and perceived social support: Longitudinal relations with the social competence of Mexican-origin children. *Journal of Latinx Psychology*. doi: [10.1037/lat0000038](https://doi.org/10.1037/lat0000038)

Tremblay, M. S., Gray, C., Babcock, S., Barnes, J., Bradstreet, C. C., Carr, D., ... & Brussoni, M. (2015). Position statement on active outdoor play. *International journal of environmental research and public health*, 12(6), 6475-6505.